



1. I have been told about the study and I know why it is being done and what to do. I know that I do not have to do it if I do not want to. If I have questions I can ask my teacher. I know that I can stop at any time.		
	Response Percent	Response Count
I understand and will begin the survey. <div></div>	100.0%	32
I would rather not do it.	0.0%	0
	answered question	32
	skipped question	0







2. Where do you go to school?

	Response Percent	Response Count
IS 53	100.0%	32
IS 109	0.0%	0
IS 137	0.0%	0
IS 192	0.0%	0
IS 210	0.0%	0
IS 226	0.0%	0
IS 238	0.0%	0
MS 202	0.0%	0
PS 42	0.0%	0
PS 197	0.0%	0
PS 223	0.0%	0
PS/IS 116	0.0%	0
PS/IS 225	0.0%	0
Al-Ihsan Academy	0.0%	0
August Martin HS	0.0%	0
Beach Channel HS	0.0%	0
Business Computer Application HS	0.0%	0
Christ Lutheran School	0.0%	0
Devine Mercy Catholic Academy Elementary and Middle School	0.0%	0
Far Rockaway HS	0.0%	0
Grace Lutheran Day School	0.0%	0
John Adams HS	0.0%	0
Richmond Hill HS	0.0%	0
St. Francis De Sales School	0.0%	0



St. Joachim and Anne	0.0%	0
St. Joseph's Parish Day	0.0%	0
St. Rose of Lima School	0.0%	0
Other	0.0%	0
other school (please specify)		1
answered question		32
skipped question		0

3. What grade are you in?		
	Response Percent	Response Count
6th 	3.1%	1
7th 	96.9%	31
8th	0.0%	0
9th	0.0%	0
10th	0.0%	0
11th	0.0%	0
12th	0.0%	0
answered question		32
skipped question		0




4. How often do you use your computer at home for homework?

	Response Percent	Response Count
I don't have a computer at home 	13.3%	4
I don't use my home computer for homework 	23.3%	7
A few times a year 	13.3%	4
About once a month 	6.7%	2
About once a week 	26.7%	8
Almost every night 	16.7%	5
<i>answered question</i>		30
<i>skipped question</i>		2





5. Compared to last year, this year my teachers are using computers...

	Response Percent	Response Count
less	0.0%	0
about the same amount 	30.0%	9
more 	70.0%	21
<i>answered question</i>		30
<i>skipped question</i>		2




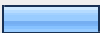

6. Compared to last year, this year students in my grade are using computers...

	Response Percent	Response Count
less 	3.3%	1
about the same amount 	23.3%	7
more 	73.3%	22
answered question		30
skipped question		2





7. During this school year, how much time per week did you spend using computers in your class(es)?

	Response Percent	Response Count
Not at all 	3.3%	1
Less than one period per week	0.0%	0
1 or 2 periods (or a double period) per week 	70.0%	21
3 to 4 periods per week 	3.3%	1
More than 4 periods per week 	23.3%	7
answered question		30
skipped question		2






8. During this school year, I typed up reports and assignments.

		Response Percent	Response Count
Never		28.6%	8
A few times a year		28.6%	8
About once a month		25.0%	7
About once a week		14.3%	4
Almost every day		3.6%	1
answered question			28
skipped question			4






9. During this school year, I made spreadsheets and graphs.

		Response Percent	Response Count
Never		46.4%	13
A few times a year		25.0%	7
About once a month		25.0%	7
About once a week		3.6%	1
Almost every day		0.0%	0
answered question			28
skipped question			4






10. During this school year, I used blogs to communicate with other students and teachers

	Response Percent	Response Count
Never 	50.0%	14
A few times a year 	3.6%	1
About once a month 	14.3%	4
About once a week 	25.0%	7
Almost every day 	7.1%	2
<i>answered question</i>		28
<i>skipped question</i>		4





11. During this school year, I did research on the Internet for a report or assignment.

	Response Percent	Response Count
Never 	10.7%	3
A few times a year 	21.4%	6
About once a month 	25.0%	7
About once a week 	21.4%	6
Almost every day 	21.4%	6
<i>answered question</i>		28
<i>skipped question</i>		4





12. During this school year, I made a PowerPoint presentation.

	Response Percent	Response Count
Never 	28.6%	8
A few times a year 	25.0%	7
About once a month 	39.3%	11
About once a week 	3.6%	1
Almost every day 	3.6%	1
answered question		28
skipped question		4






13. During this school year, I used the computer to make a graphic novel.

	Response Percent	Response Count
Never 	82.1%	23
A few times a year 	3.6%	1
About once a month 	10.7%	3
About once a week 	3.6%	1
Almost every day	0.0%	0
answered question		28
skipped question		4




14. During this school year, I took a test on the computer.

	Response Percent	Response Count
Never 	14.3%	4
A few times a year 	35.7%	10
About once a month 	35.7%	10
About once a week 	14.3%	4
Almost every day	0.0%	0
answered question		28
skipped question		4






15. During this school year, I used a computer program to improve my study skills or learning skills.

	Response Percent	Response Count
Never 	25.0%	7
A few times a year 	25.0%	7
About once a month 	32.1%	9
About once a week 	7.1%	2
Almost every day 	10.7%	3
answered question		28
skipped question		4






16. During this school year, I made or listened to a podcast.

		Response Percent	Response Count
Never		57.1%	16
A few times a year		32.1%	9
About once a month		10.7%	3
About once a week		0.0%	0
Almost every day		0.0%	0
answered question			28
skipped question			4





17. During this school year, I made or edited a webpage or worked in a web environment, like a wikispace.

		Response Percent	Response Count
Never		21.4%	6
A few times a year		21.4%	6
About once a month		7.1%	2
About once a week		35.7%	10
Almost every day		14.3%	4
answered question			28
skipped question			4





18. This school year, I collected data using equipment that go with the computer, like probes or PDAs.

	Response Percent	Response Count
Never 	71.4%	20
A few times a year 	17.9%	5
About once a month 	3.6%	1
About once a week 	3.6%	1
Almost every day 	3.6%	1
answered question		28
skipped question		4








19. This school year, I made or edited a video or movie.

	Response Percent	Response Count
Never 	42.9%	12
A few times a year 	35.7%	10
About once a month 	17.9%	5
About once a week 	3.6%	1
Almost every day	0.0%	0
answered question		28
skipped question		4

20. During the past school year, I created or contributed to a web-based map or timeline.

		Response Percent	Response Count
Never		57.1%	16
A few times a year		25.0%	7
About once a month		10.7%	3
About once a week		7.1%	2
Almost every day		0.0%	0
		<i>answered question</i>	28
		<i>skipped question</i>	4

21. In which classes do you use technology. (Check all that apply)

	Response Percent	Response Count
Math 	21.4%	6
Sciences 	17.9%	5
English Language Arts 	89.3%	25
Social Studies 	14.3%	4
Art 	3.6%	1
Music 	3.6%	1
Physical Education/Gym	0.0%	0
ESL or ELL	0.0%	0
Computer Class 	17.9%	5
Multi-Media	0.0%	0
None of the Above	0.0%	0
Other (please specify)		0
<i>answered question</i>		28
<i>skipped question</i>		4

22. How well do you know how to use the following equipment, applications or web sites?

	I never tried	I know the basics	I'm pretty good	I'm an expert	Response Count
Digital camera or video	10.3% (3)	13.8% (4)	55.2% (16)	20.7% (6)	29
Audacity or GarageBand	65.5% (19)	13.8% (4)	13.8% (4)	6.9% (2)	29
iMovie or Movie Maker	37.9% (11)	17.2% (5)	37.9% (11)	6.9% (2)	29
Wikispaces	62.1% (18)	20.7% (6)	6.9% (2)	10.3% (3)	29
Teacher/Class Blogs	48.3% (14)	27.6% (8)	13.8% (4)	10.3% (3)	29
Comic Life	55.2% (16)	17.2% (5)	17.2% (5)	10.3% (3)	29
answered question					29
skipped question					3

23. How much do you agree with these statements?

	Strongly Disagree	Disagree	Agree	Strongly Agree	Rating Average	Response Count
I am able to learn more when I use computers in my school.	6.9% (2)	10.3% (3)	48.3% (14)	34.5% (10)	3.10	29
I work harder on my assignments when I am using a computer.	6.9% (2)	13.8% (4)	41.4% (12)	37.9% (11)	3.10	29
I would be a better student if I got to use technology more in school.	10.3% (3)	13.8% (4)	41.4% (12)	34.5% (10)	3.00	29
Teachers in this school know a lot about how to use computers to help students learn more.	6.9% (2)	10.3% (3)	75.9% (22)	6.9% (2)	2.83	29
There are enough computers in my school for students to use for their schoolwork.	20.7% (6)	37.9% (11)	37.9% (11)	3.4% (1)	2.24	29
I am using computers in my class (es) in ways that other students in this school are not.	23.1% (6)	26.9% (7)	23.1% (6)	26.9% (7)	2.54	26
I have shown other students how to do things with computers.	3.4% (1)	31.0% (9)	41.4% (12)	24.1% (7)	2.86	29
I have shown a teacher how to do things with computers.	10.3% (3)	34.5% (10)	48.3% (14)	6.9% (2)	2.52	29
I use computers more in my class (es) than other students in this school	27.6% (8)	31.0% (9)	34.5% (10)	6.9% (2)	2.21	29
<i>answered question</i>						29
<i>skipped question</i>						3